

## 1DH Autumn 2 newsletter

**PE days: Friday.** Please send your child into school in full PE kit on this day.

**Forest school: Thursday PM.** Please send your child to school with suitable weatherproof clothing and footwear in a bag.

Book change day: **Wednesday** but please ensure your child's book is in school every day.

### Maths:

This half term we will focus on:

- Numbers as parts and wholes (example: 7 is the whole. 3 + 4 are the parts that make 7).
- Writing number sentences (example: 3 + 2 = 5).
- Number bonds within 10.
- Adding numbers.
- Solving simple addition word problems (example: Mrs Howarth had three sweets. Then, she bought four more. How many does she have in total?).
- Subtraction: using drawings to take away (drawing pictures and crossing out).
- Counting backwards.
- Finding 1/2 more or less than a number.

We will also learn about shape:

- Naming 2D shapes.
- Naming 3D shapes.
- Sorting 2D and 3D shapes (example: sorting shapes with 3 sides; finding shapes that will roll or stack).
- Making patterns with 2D shapes.

### Science

This half term we will continue to learn about 'Seasons'. We will investigate the changing seasons with a specific focus on Winter. Our learning will include:

- Seasonal changes.
- Changes to the environment.
- Winter weather
- Clothing for winter
- What happens to animals in winter.

### English

This half term, we will be developing our independent writing skills by becoming authors of our own Fairy tale books! We will be using a range of familiar Fairy tales to help sequence our own sentences.

We will also be:

- Applying taught phonics when writing.
- Forming letters correctly.
- Leaving spaces between words.
- Using capital letters, full stops, exclamation marks and question marks.
- Orally rehearsing sentences and reading sentences out loud.
- Using adjectives to add detail.
- Using 'and' to join clauses.



### What can you do at home?

Read lots of stories with your child.

Listen to your child read as much as possible. Remember to sign the reading diaries to earn a raffle ticket!

Do one homework task each week and upload to dojo.

### RE

In RE we will be continuing to explore the question: How and why do we celebrate special times?

We will think about the different ways we celebrate with our families.

We will look at Celebrations in the Christian, Hindu, Muslim and Jewish faiths.

### PE Kit:

- White round neck t-shirt (no branded sportswear please)
- School jumper should be worn, with a black PE top brought in a bag for colder days.
- Black tracksuit bottoms or leggings (we may be outdoor for P.E.).
- Black trainers

### History

#### Our history enquiry question is:

How are toys today similar and different from toys in the past?

The children will:

- Sort toys according to their uses.
- Describe a favourite toy.
- Hear from a range of people about toys they played with in the past.
- Explore a range of toys from the past.
- Put toys in chronological order.



### PSHE

Through our PSHE learning we will:

- recognise and talk about emotions, including having a varied vocabulary of words to use when talking about their own and others' feelings
- Recognise and communicate feelings to others
- Learn how to share views respectfully
- Recognise, name and deal with feelings in a positive way.
- Learn to take part in discussions with one other person and the whole class.

### DT

In DT we will be making sandwiches. We will be thinking about healthy choices through an exploration of different breads and fillings. We will be evaluating a range of products and discussing our preferences as well as making and tasting our own sandwiches. All dietary requirements will be catered for.



Maths:

Go on a shape hunt! Explore your house or go outside and make a list (or take photos!) of all of the different shapes that you find.

English:

Write a description of your favourite toy.

Can you draw a picture and write a sentence to tell us what it is made of, how it moves or why it is so special?

### History

Interview somebody who is much older than you.

Ask them:

- What kind of toys did you play with?
- What were your favourite childhood TV shows?
- What is different about life now compared to when you were a child?
- You could create a video to show your interview or write the answers.

### Autumn 2 homework.

Please complete one piece of homework each week and upload a photo or video to your child's dojo portfolio.

### DT

Draw and label a picture of your favourite sandwich.

With the help of an adult, can you make your favourite sandwich?

Remember to read at home as much as possible. You can also use Numbots to help develop your maths skills at home. Your login is in your reading diary.



ClassDojo

PSHE

Draw a picture of a time when you were:

-Happy

-Sad

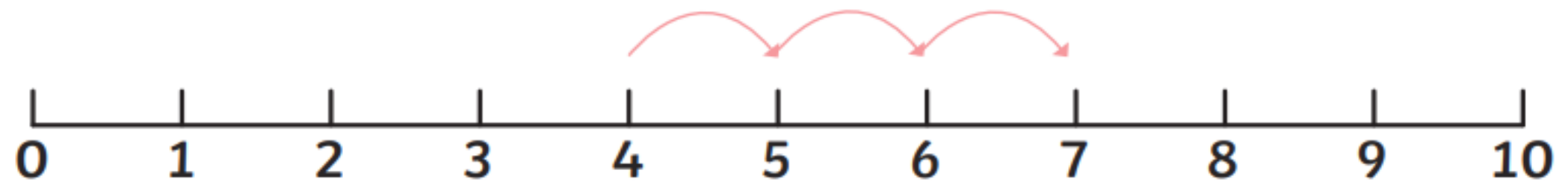
-Nervous

-Excited

Science:

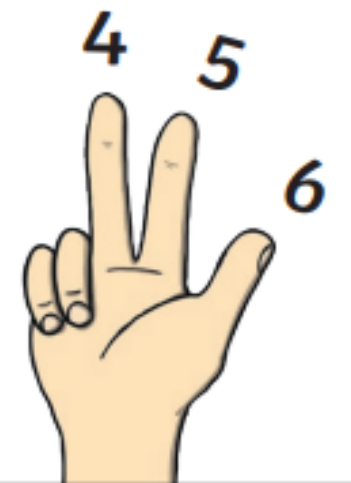
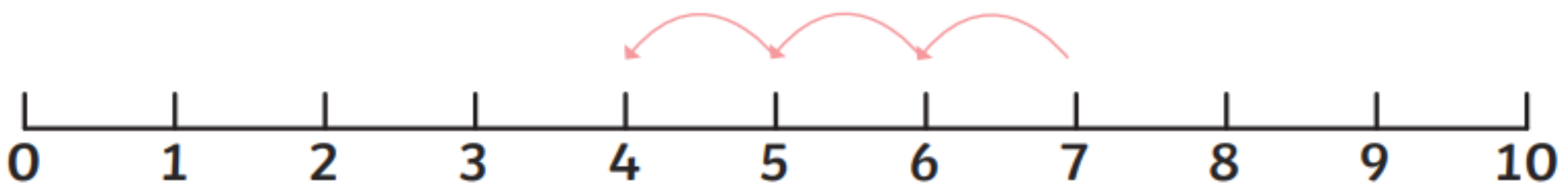
Draw a picture of what you would wear on a cold winter's day. Label your picture and explain your choices.

## Counting On and Counting Back



Counting on

$$4 + 3 = 7$$



$$7 - 3 = 4$$

Counting back

## Number Bonds

$5 - 0 = 5$    $5 + 0 = 5$


$5 - 1 = 4$    $4 + 1 = 5$

$5 - 2 = 3$    $3 + 2 = 5$

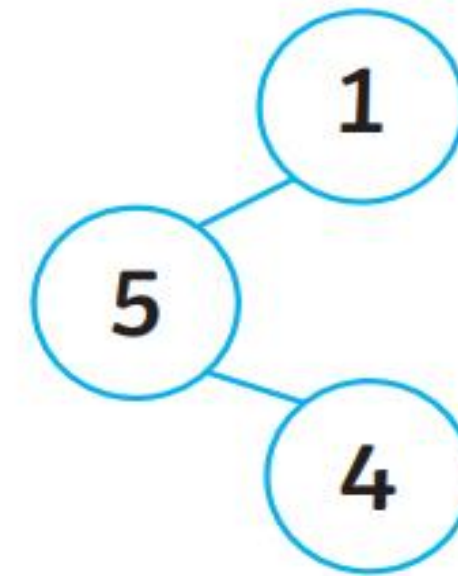
$5 - 3 = 2$    $2 + 3 = 5$

$5 - 4 = 1$    $1 + 4 = 5$

$5 - 5 = 0$    $0 + 5 = 5$




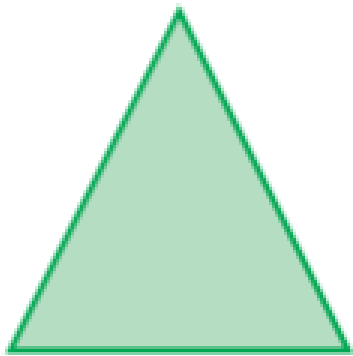










$3 + 2 = 5$

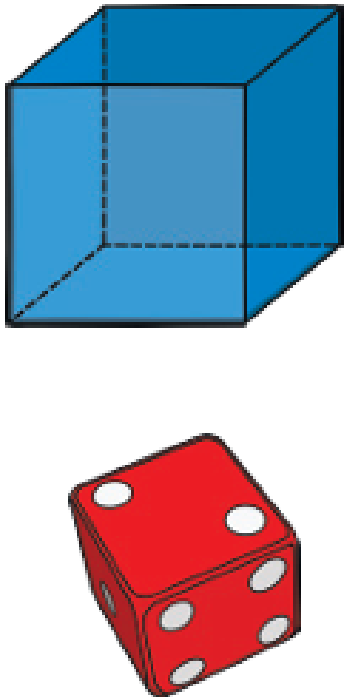
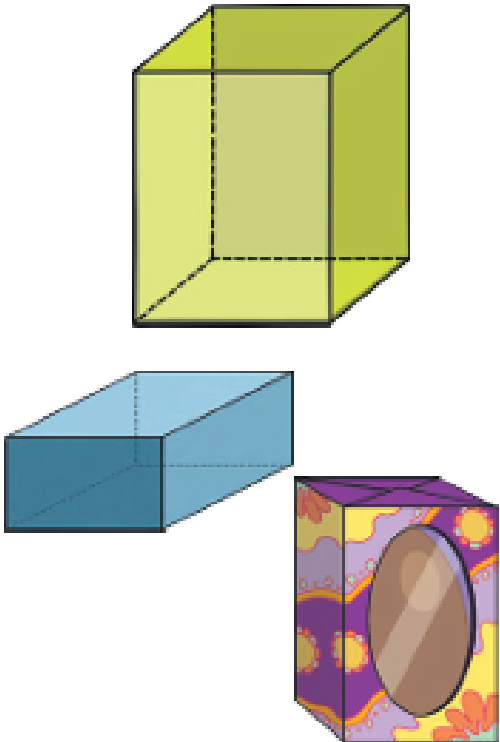

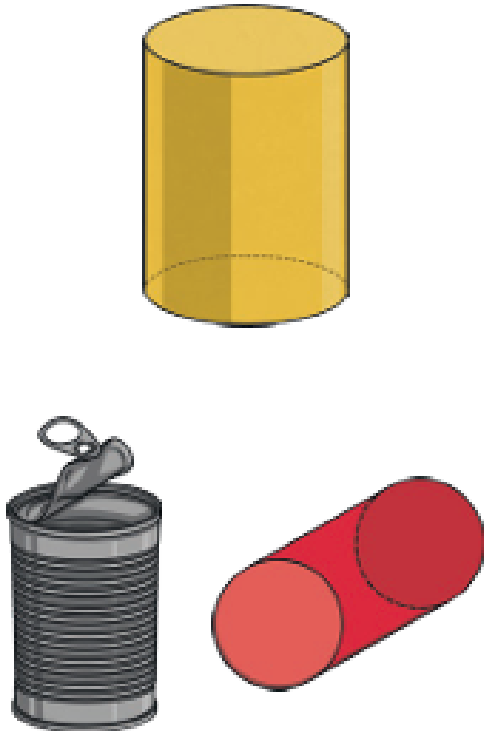



$5 = 1 + 4$




Key Vocabulary	2D Shapes			
	square	circle	rectangle	triangle
side				
corner				
vertices				
vertex				
face				
straight				
2D				
3D				
pattern				

3D Shapes

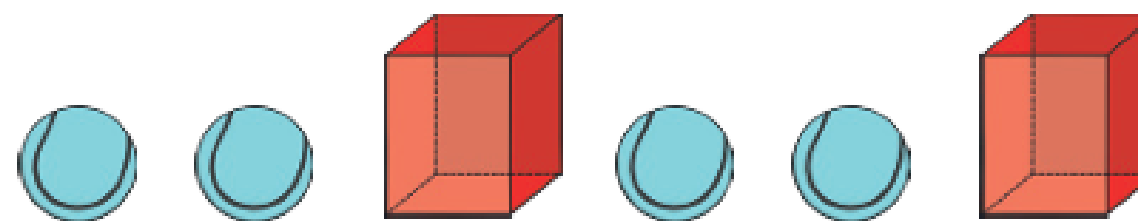
cube	cuboid	sphere	cylinder	cone
				

Patterns

A pattern follows a rule.



What shape will be next?



What shape will be next?

**Types of toys**

Different types of toys can be put into groups based on what they are like.



Puzzles and games



Soft toys



Moving toys



Outdoor toys



Building and making toys



Musical toys

Toys look and feel different. We can use words to describe them.

squishy



colourful

**Old and new toys**

A timeline shows when things happened.  
The past is something that has already happened.

Toys from the past

Modern toys



- Some toys from the past are like toys from today.
- Some toys have always been popular but have changed over time.
- Modern toys have become stronger and safer.
- Toys are made from different materials.



Made from wood or metal



Made from plastic

Word	Definition
describe	When you describe something, you talk about it and say what it is like.
different	If things or people are different, they are not the same.
group	A number of things that belong together.
material	Something that you use to make things with.
modern	Something that is modern is new and belongs to present day.
past	The past is the time that has already gone.
present	The present is the time that is happening now.
technology	Technology is using science and machines to help people in their lives.